

Schneidring - Verschraubungen

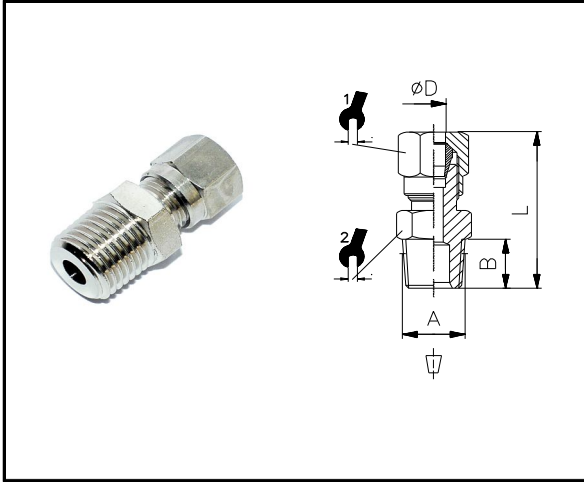
Compression Fittings



Material : Messing vernickelt
Gewinde : konisch und zylindrisch
nach DIN 3852 Teil 1 und 2
Größen : G 1/8 - G 1/2
Ausführung : nach DIN 2353
Medium : Wasser, Öl, Druckluft, Hydraulik-
medien, pneumatische und öl-
dynamische Betriebsstoffe,
andere Medien auf Anfrage
Temperatur : max. 150°C
max. Druck : 60 bar

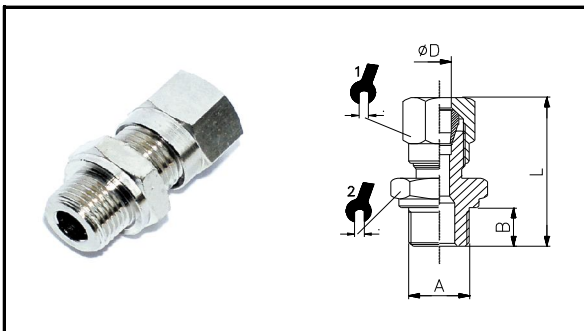
Material : brass nickel-plated
Threads : taper and parallel
according to DIN 3852
parts 1 and 2
Sizes : G 1/8 - G 1/2
Feature : according to DIN 2353
Media : water, oil, air, hydraulic
media, other media on
request
Temperature : max. 150°C
max. pressure : 60 bar

Gerade Einschraubverschraubung, konisch
taper straight male adaptor



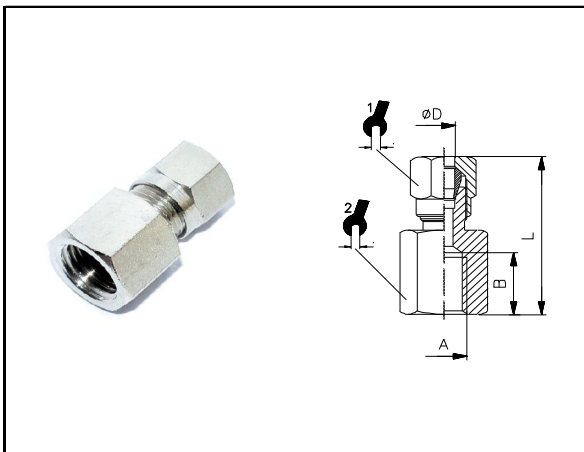
D	A	B	L	SW1	SW2	VE	Art.Nr.
4	G1/8	8,0	27,0	10	10	100	06 000 001
6	G1/8	8,0	28,0	12	12	100	06 000 002
6	G1/4	11,0	32,5	12	14	100	06 000 003
8	G1/8	7,5	29,5	14	12	100	06 000 004
8	G1/4	11,0	33,0	14	14	100	06 000 005
8	G3/8	11,5	33,0	14	17	100	06 000 006
10	G1/4	11,0	37,5	19	17	100	06 000 007
10	G3/8	11,5	38,0	19	17	100	06 000 008
10	G1/2	14,0	40,5	19	22	50	06 000 009
12	G3/8	11,5	39,0	22	19	50	06 000 010
12	G1/2	14,0	41,0	22	22	50	06 000 011
14	G1/2	14,0	44,5	27	22	50	06 000 012
15	G1/2	14,0	44,5	27	22	50	06 000 013
16	G1/2	14,0	45,0	30	24	25	06 000 014
18	G1/2	14,0	45,0	32	26	25	06 000 015

Gerade Einschraubverschraubung, zylindrisch
parallel straight male adaptor



D	A	B	L	SW1	SW2	VE	Art.Nr.
4	G1/8	6,0	25,0	10	14	100	06 000 016
6	G1/8	6,0	25,0	12	13	100	06 000 017
6	G1/4	8,0	29,5	12	17	100	06 000 018
8	G1/8	6,0	27,5	14	14	100	06 000 019
8	G1/4	8,0	30,0	14	17	50	06 000 020
10	G1/4	8,0	34,5	19	17	50	06 000 021
10	G3/8	9,0	36,0	19	19	50	06 000 022
12	G3/8	10,0	40,0	22	22	50	06 000 023
12	G1/2	12,0	43,0	22	22	50	06 000 024

Manometerverschraubung
female straight adaptor

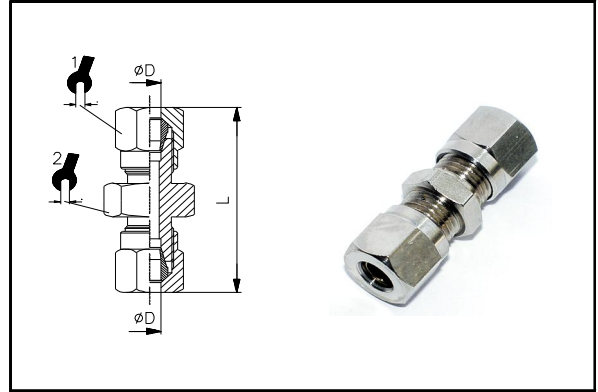


D	D	B	L	SW1	SW2	VE	Art.Nr.
4	G1/8	8,0	24,5	10	14	100	06 000 025
6	G1/8	8,0	26,0	12	14	100	06 000 026
6	G1/4	11,0	30,5	12	17	100	06 000 027
8	G1/8	8,0	26,5	14	14	100	06 000 028
8	G1/4	11,0	31,0	14	17	100	06 000 029
8	G3/8	11,5	31,0	14	20	100	06 000 030
10	G1/4	11,0	35,5	19	17	100	06 000 031
10	G3/8	11,5	36,5	19	20	100	06 000 032
12	G3/8	11,5	34,5	22	20	50	06 000 033
12	G1/2	14,0	37,0	22	24	50	06 000 034
14	G1/2	14,0	40,0	27	24	50	06 000 035
15	G1/2	14,0	38,0	27	24	50	06 000 036
16	G1/2	14,0	40,5	30	24	50	06 000 037
18	G1/2	14,0	40,0	31	26	50	06 000 038

gerader Verbinder

straight connector

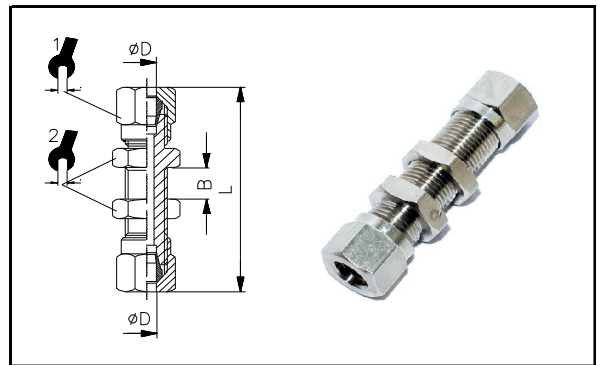
D	L	SW1	SW2	VE	Art.Nr.
4	34,0	10	10	100	06 000 039
6	35,0	12	12	100	06 000 040
8	37,0	14	14	100	06 000 041
10	46,0	19	17	100	06 000 042
12	46,0	22	19	50	06 000 043
14	53,0	27	24	50	06 000 044
15	50,0	27	24	50	06 000 045
16	53,5	30	27	25	06 000 046
18	53,0	32	27	25	06 000 047



Schottverschraubung

bulkhead adaptor

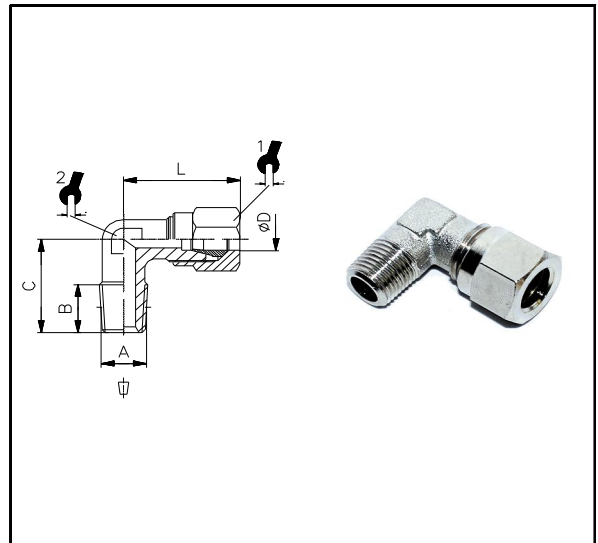
D	Bmax	L	SW1	SW2	VE	Art.Nr.
6	15,5	51,5	12	14	100	06 000 048
8	16,5	55,5	14	16	100	06 000 049
10	15,5	62,5	19	19	50	06 000 050
12	16,0	64,5	22	22	50	06 000 051
15	18,0	69,5	27	25	25	06 000 052



Winkelverschraubung, konisch

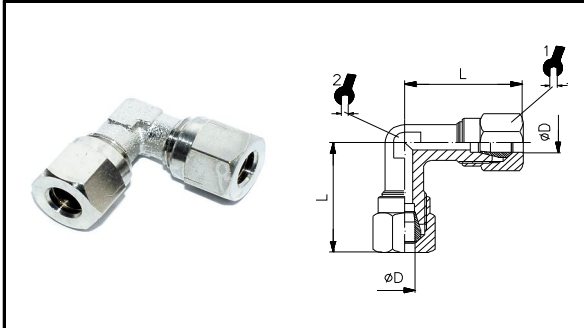
elbow male adaptor

D	D	B	C	L	SW1	SW2	VE	Art.Nr.
4	G1/8	8,0	16,0	21,0	10	9	100	06 000 053
6	G1/8	8,0	16,0	23,0	12	9	100	06 000 054
6	G1/4	11,0	20,0	24,5	12	11	100	06 000 055
8	G1/8	8,0	17,0	24,0	14	11	100	06 000 056
8	G1/4	11,0	20,0	24,0	14	11	100	06 000 057
8	G3/8	11,5	24,0	27,0	14	13	100	06 000 058
10	G1/4	11,0	23,5	32,0	19	13	100	06 000 059
10	G3/8	11,5	24,0	32,0	19	13	100	06 000 060
10	G1/2	14,0	28,5	34,0	19	15	50	06 000 061
12	G3/8	11,5	25,0	34,5	22	15	50	06 000 062
12	G1/2	14,0	28,5	34,5	22	15	50	06 000 063
14	G1/2	14,0	30,0	38,0	27	17	50	06 000 064
15	G1/2	14,0	30,0	38,0	27	17	50	06 000 065
16	G1/2	14,0	31,5	39,5	30	19	25	06 000 066
18	G1/2	14,0	34,0	44,0	32	22	25	06 000 067



Winkelverbinder

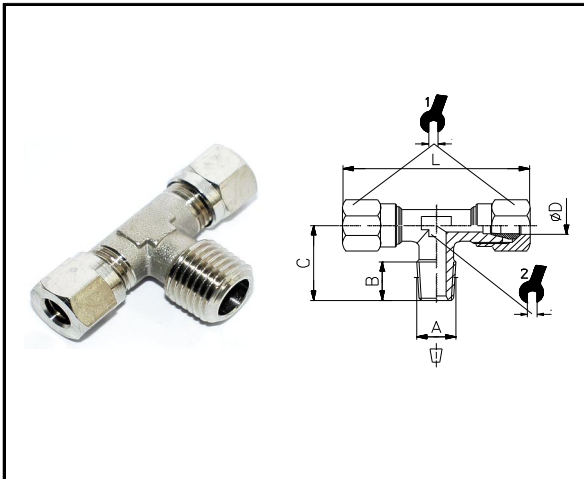
elbow connector



D	L	SW1	SW2	VE	Art.Nr.
4	21,0	10	9	100	06 000 068
6	23,0	14	9	100	06 000 069
8	24,0	14	11	100	06 000 070
10	32,0	19	13	50	06 000 071
12	34,5	22	15	50	06 000 072
14	38,0	27	17	25	06 000 073
15	38,0	27	17	25	06 000 074
16	39,5	30	19	25	06 000 075
18	44,0	32	22	25	06 000 076

T - Einschraubverschraubung, konisch

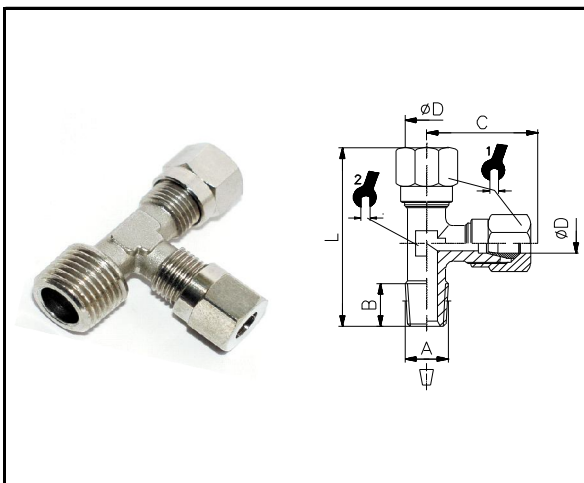
center male tee connector



D	D	B	C	L	SW1	SW2	VE	Art.Nr.
4	G1/8	8,0	16,0	42,0	10	9	100	06 000 077
6	G1/8	8,0	16,0	46,0	12	9	100	06 000 078
6	G1/4	11,0	20,0	48,0	12	11	100	06 000 079
8	G1/8	8,0	17,0	48,0	14	11	100	06 000 080
8	G1/4	11,0	20,0	48,0	14	11	100	06 000 081
8	G3/8	11,5	24,0	54,0	14	13	100	06 000 082
10	G1/4	11,0	23,5	64,0	19	13	100	06 000 083
10	G3/8	11,5	24,0	64,0	19	13	100	06 000 084
12	G3/8	11,5	25,5	69,0	22	15	50	06 000 085
12	G1/2	14,0	28,5	69,0	22	14	50	06 000 086
14	G1/2	14,0	30,0	76,0	27	17	50	06 000 087
15	G1/2	14,0	30,0	76,0	27	17	50	06 000 088
16	G1/2	14,0	31,5	79,0	30	19	50	06 000 089
18	G1/2	14,0	34,0	88,0	32	22	25	06 000 090

L - Einschraubverschraubung, konisch

off - set male adaptor

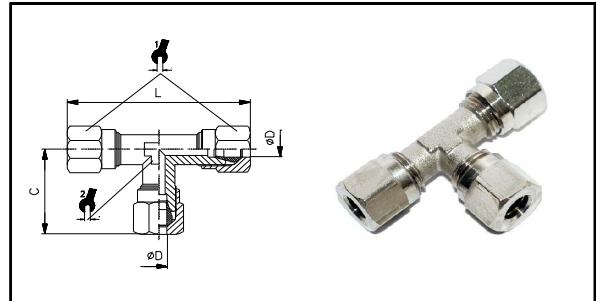


D	D	B	C	L	SW1	SW2	VE	Art.Nr.
4	G1/8	8,0	21,0	37,0	10	9	100	06 000 091
6	G1/8	8,0	23,0	39,0	12	9	100	06 000 092
6	G1/4	11,0	24,5	44,5	12	11	100	06 000 093
8	G1/8	8,0	24,0	41,0	14	11	100	06 000 094
8	G1/4	11,0	24,0	44,0	14	12	100	06 000 095
8	G3/8	11,5	27,0	51,0	14	13	100	06 000 096
10	G1/4	11,0	32,0	55,5	19	13	100	06 000 097
10	G3/8	11,5	32,0	56,0	19	13	100	06 000 098
12	G3/8	11,5	34,5	60,0	22	15	50	06 000 099
12	G1/2	14,0	34,5	63,0	22	15	50	06 000 100
14	G1/2	14,0	38,0	68,0	27	17	50	06 000 101
15	G1/2	14,0	38,0	68,0	27	17	50	06 000 102
16	G1/2	14,0	39,5	71,0	30	19	50	06 000 103
18	G1/2	14,0	44,0	78,0	32	22	25	06 000 104

T - Verschraubung

tee - connector

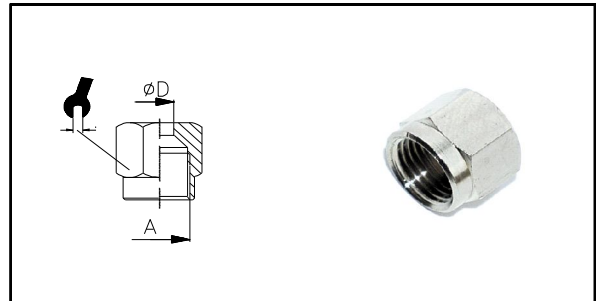
D	C	L	SW1	SW2	VE	Art.Nr.
4	21,0	42,0	10	9	50	06 000 105
6	23,0	46,0	12	9	50	06 000 106
8	24,0	48,0	14	11	50	06 000 107
10	32,0	64,0	19	13	50	06 000 108
12	34,5	69,0	22	15	50	06 000 109
14	38,0	79,0	27	17	50	06 000 110
15	38,0	76,0	27	17	50	06 000 111
16	39,5	79,0	30	19	25	06 000 112
18	44,0	88,0	32	22	25	06 000 113



Überwurfmutter

Nut

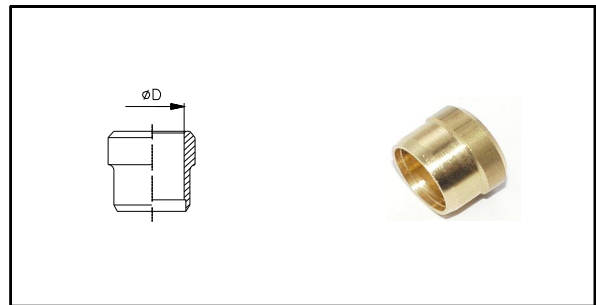
D	D	SW	VE	Art.Nr.
4	M8x1	10	100	06 000 114
6	M10x1	12	100	06 000 115
8	M12x1	14	100	06 000 116
10	M16x1,5	19	100	06 000 117
12	M18x1,5	22	100	06 000 118
14	M22x1,5	27	100	06 000 119
15	M22x1,5	27	100	06 000 120
16	M24x1,5	30	50	06 000 121
18	M26x1,5	32	50	06 000 122



Schneidring

ogive

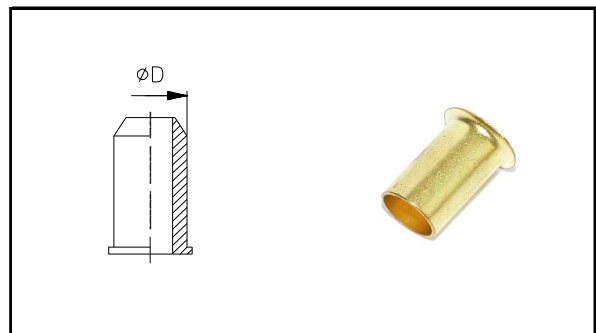
D	VE	Art.Nr.
4	100	06 000 123
6	100	06 000 124
8	100	06 000 125
10	100	06 000 126
12	100	06 000 127
14	100	06 000 128
15	100	06 000 129
16	100	06 000 130
18	100	06 000 131



Verstärkungshülse

support brush

D	VE	Art.Nr.
2	100	06 000 132
4	100	06 000 133
6	100	06 000 134
8	100	06 000 135
9	100	06 000 136
10	100	06 000 137
11	100	06 000 138
12	100	06 000 139
18	100	06 000 140
14	100	06 000 141



Reduzierung 2 - teilig

reduction



D	C	VE	Art.Nr.
6	4	100	06 000 142
8	6	100	06 000 143
12	8	100	06 000 144

Stopfen


plug



D	C	L	VE	Art.Nr.
4	6	7,5	100	06 000 145
6	8	10,0	100	06 000 146

Adaptor

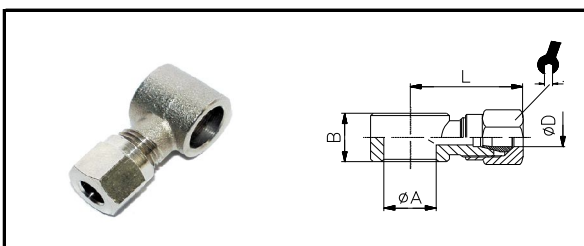
Adaptor



D	C	L	SW1	SW2	VE	Art.Nr.
6	8	34,0	12	12	100	06 000 147
8	10	42,0	12	14	100	06 000 148

Ringstück

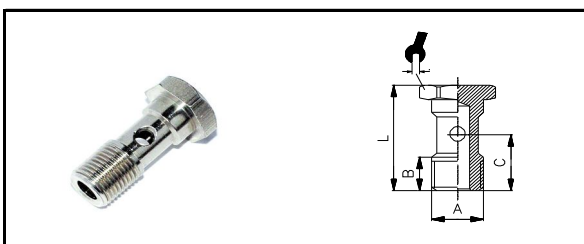
single banjo body



D	G	D	B	L	SW	VE	Art.Nr.
4	G1/8	10,0	14,5	24,5	10	100	06 000 149
6	G1/8	10,0	14,5	26,5	12	100	06 000 150
6	G1/4	13,3	14,5	28,5	12	100	06 000 151
8	G1/8	10,0	14,5	25,5	14	100	06 000 152
8	G1/4	13,3	14,5	28,0	14	100	06 000 153

Hohlschraube 1 - fach

banjo single stem



D	B	C	L	SW	VE	Art.Nr.
G1/8	7,5	15,0	28,0	14	50	06 000 154
G1/4	9	16,5	29,5	17	50	06 000 155
G3/8	13,5	17,5	31,5	24	25	06 000 156