

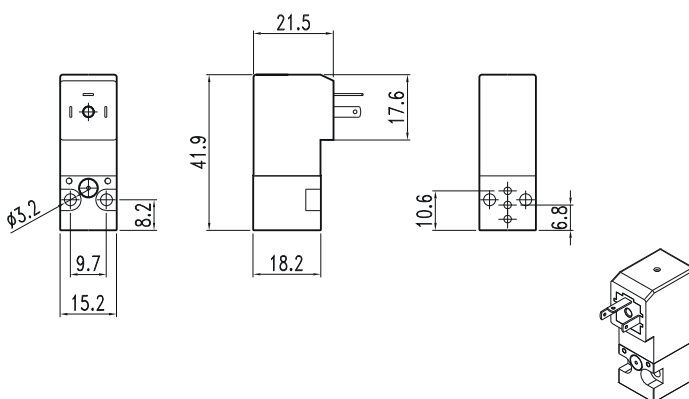
The solenoid valves directly controlled are suitable for assembling on multiple or single bases; they have a low consumption of energy and have a small monostable control for an eventual manual intervention.

L'électropilote à commande directe est particulièrement indiqué pour des montages sur embase multiple ou simple. Il a une faible consommation d'énergie et a une commande manuelle pour des éventuelles interventions.

Gli elettropiloti a comando diretto sono particolarmente indicati per montaggio su basi multiple oppure su basi singole, permettono un basso assorbimento di energia ed hanno un piccolo comando monostabile per intervento manuale.

TECHNICAL DATA / DONNÉES TECHNIQUES / DATI TECNICI

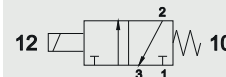
Type / Typ e / <i>Tipo</i>	3/2 NC
Max operating pressure / Pression max d'utilisation / <i>Pressione massima di esercizio</i>	10 bar
Max working temperature / Température max d'utilisation / <i>Temperatura max di esercizio</i>	-0°C / + 50°C
Flow rate / Débit / <i>Portata</i>	30 Nl/min
Nominal orifice / Diamètre nominal / <i>Diametro nominale</i>	1,1mm
Life time / Durée / <i>Durata cicli</i>	100 millions cycles / 100 millions de cycles / <i>100 milioni di cicli</i>
Tension tolerance / Tolérance de tension / <i>Tolleranza di tensione</i>	-10% - + 15%
Response time / Temps de reponse / <i>Tempo di risposta</i>	10ms
Duty cycle / Temps d'enclenchement / <i>Inserimento</i>	ED 100%
Rated power consumption / Consommation / <i>Consumo a regime</i>	DC: 2W - AC: 1.3VA
Protection / Protection / <i>Protezione</i>	IP 51

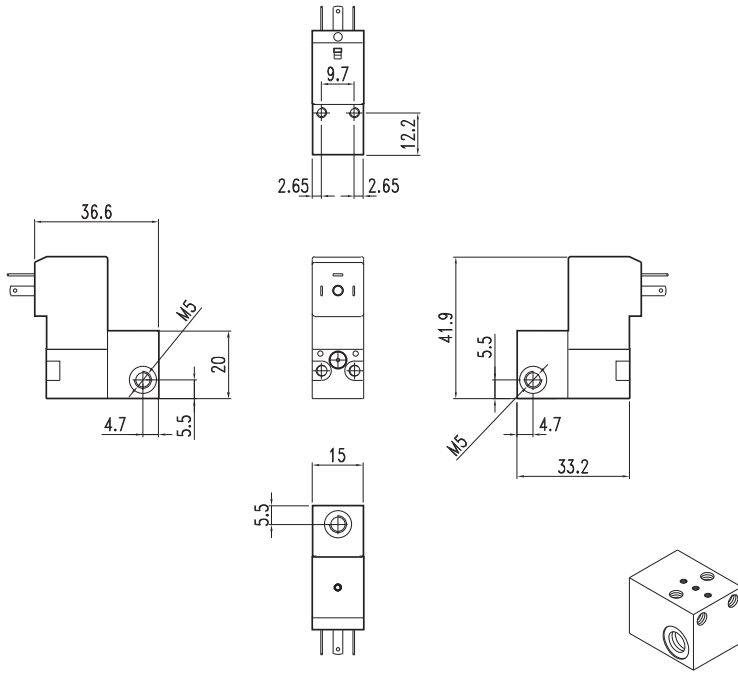


3/2 NC
3/2 NF
 3/2 NC

CODE

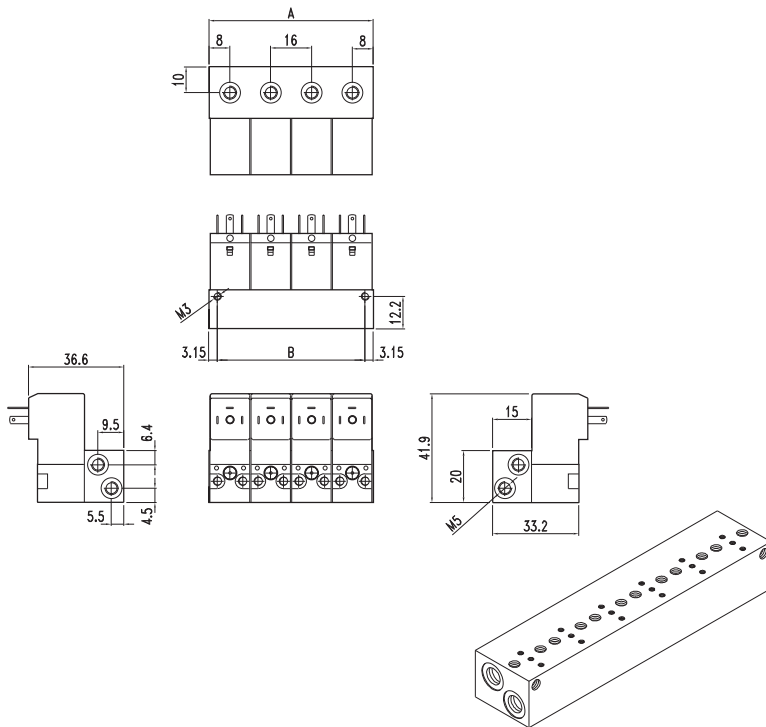
EP3112	12V DC
EP3122	24V DC
EP3132	24V AC
EP3142	110V AC
EP3152	220V AC





SINGLE MANIFOLD
EMBASE SIMPLE
 BASE SINGOLA

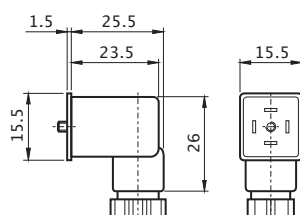
CODE
 SB402101



MANIFOLD
EMBASE MULTIPLE
 BASE MULTIPLA

CODE	POS.	A	B
SB402102	2	32	25.7
SB402103	3	48	41.7
SB402104	4	64	57.7
SB402105	5	80	73.7
SB402106	6	96	89.7
SB402107	8	112	105.7
SB402108	8	128	121.7
SB402109	9	144	137.7
SB402110	10	160	153.7

CONNECTORS
CONNECTEUR
 CONNETTORI



CODE	DES.
VX0020	STANDARD
VX0021	LED 24V
VX0022	LED 110V
VX0023	LED 220V
VX0024	LED VDR 24V
VX0025	LED VDR 110V